

STEAM BATH PRODUCTS



amerec[®]
STEAM. SAUNA. SOLUTIONS.

BETTER LIVING

We find inspiration in the lush forests, roaring rivers and breathtaking vistas that surround us. The incredible combination of adrenaline, exhilaration and meditative peace make us get out there and run, bike, ski and play. But reflection and refueling is what keeps us going. We believe in well-rounded health routines – optimizing downtime to spark new adventures. We are proud to make wellness products that truly improve lives on many levels. Come and explore wellness in a whole new way with us. We simply call it Better Living.

To us better living starts and ends in the luxury of your own custom spa. Combining steam bathing and sauna time maximizes the rewards: deeper relaxation and general stress relief as well as reduced aches and pains from exercise and arthritis.

WHY AMEREC

The Sequential Temperature Control™, Three Element Switching™ and ComfortFlo™ steam head delivers a constant flow of Soft Steam which produces an even heat throughout the room. The steam consistency creates a slightly drier cloud and a lower heat index making the room comfortable and enjoyable. The steam is delivered into the room emitting a soft “pink noise” giving you the ultimate relaxing experience.

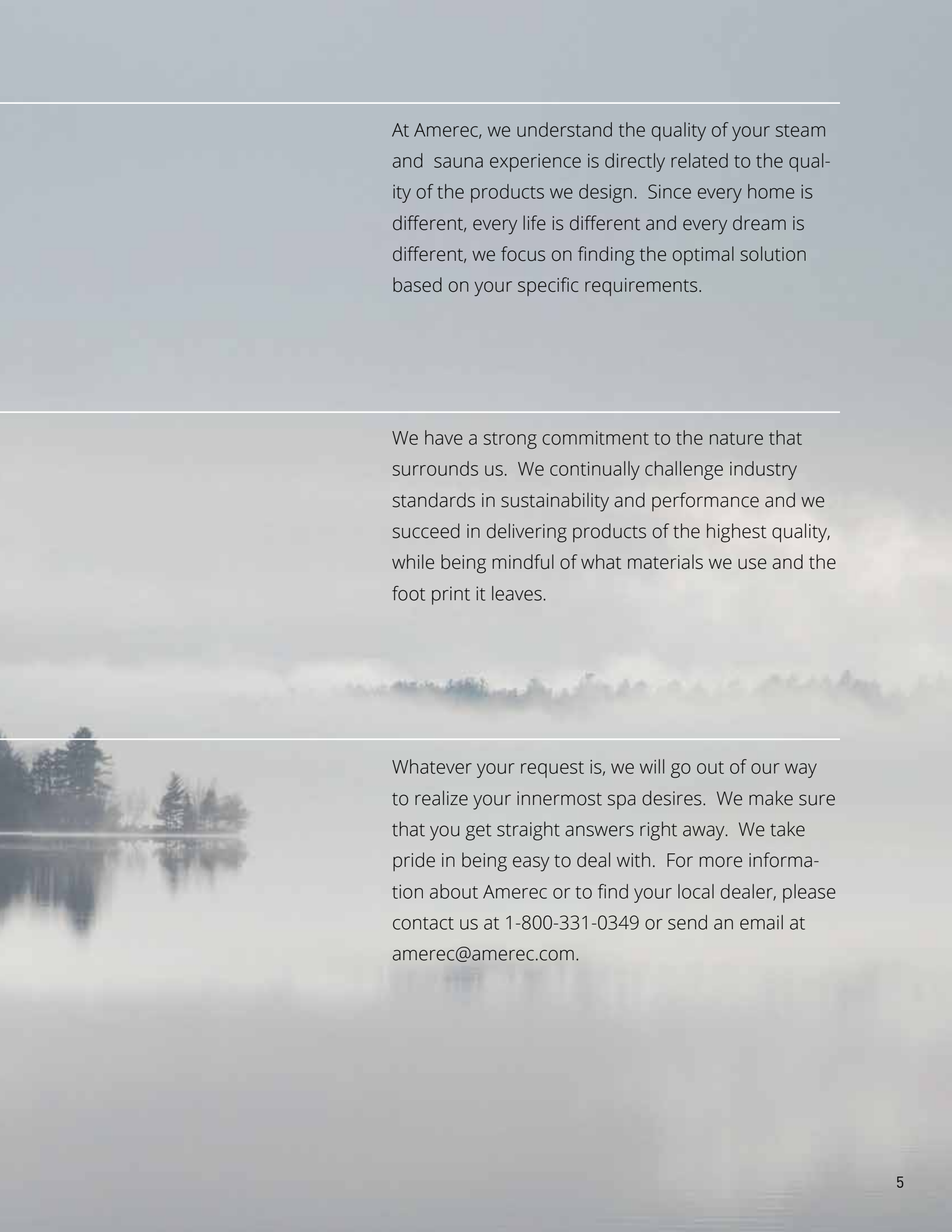


A full-page background image showing a calm body of water reflecting a misty, overcast sky. A dark line of trees separates the water from the sky. The text is overlaid in white, sans-serif font, with thin horizontal lines separating the three phrases.

QUALITY & DESIGN

CLEAN THINKING

CUSTOMER SUPPORT



At Amerrec, we understand the quality of your steam and sauna experience is directly related to the quality of the products we design. Since every home is different, every life is different and every dream is different, we focus on finding the optimal solution based on your specific requirements.

We have a strong commitment to the nature that surrounds us. We continually challenge industry standards in sustainability and performance and we succeed in delivering products of the highest quality, while being mindful of what materials we use and the foot print it leaves.

Whatever your request is, we will go out of our way to realize your innermost spa desires. We make sure that you get straight answers right away. We take pride in being easy to deal with. For more information about Amerrec or to find your local dealer, please contact us at 1-800-331-0349 or send an email at amerec@amerec.com.

WE LIKE TO MAKE IT EASY



*Screen shot of Amerec steam
builder on www.amerec.com*

STEAM DESIGN TOOL

Since your home is most likely different from that of your neighbor's, we realize there is no standard solution for your home spa. To make things easier for you, we provide an easy web-based planning tool with which you can create an outline of your space. All you have to do is enter a few specifications and choose accessories in order to get a picture of what your new home steam room would look like, along with a quote for your purchases.

PERSONAL HELP

We are known in the business to be easy to deal with and make sure that you get straight answers right away. Contact us at our Department of Solutions and talk to one of our personal spa planners (1-800-331-0349). We are experts in the field and are standing by to guide and inspire you. Together we create the ideal solution for your home.

Get in touch with Amerec, and we'll assist you with your design needs. We have hundreds of dealers across the US and Canada.



To make things easier for you to create your dream steam or sauna solution, we have a number of services and bundled packages for your convenience.

CUSTOM SOLUTIONS

We are industry leaders in steam and sauna solutions. Every home is different, every life is different and every dream is different. That's why we aren't limited to standard solutions. Most home steam baths or sauna rooms are custom built on-site to your specific requirements. The functionality of our solutions stand out in comparison with the competition and we know how to create a perfect spa environment. Together we make sure that you are able to indulge in a spa that is optimized for your personal requirements and desires.



BUNDLED PACKAGES


Make your installation stress-free and easy right from the get-go with our popular packages. The Olympic Package combines reliability and low maintenance of the AX generator with ADX Auto Drain and ADP Drip Pan with the innovative Elite Cloud Control and ComfortFlo steam head. The Cascade Package includes all of this, plus both aromatherapy and chromotherapy features. All you have to do is tell us about the characteristics of your existing shower and select the finish of the steam head you'd like, and your steam system package is ready.



RESIDENTIAL STEAM: CONVERT YOUR MASTER BATH INTO YOUR



CONVERT YOUR EXISTING
TUB OR SHOWER SPACE
INTO A STEAM SHOWER.



PRIVATE LUXURIOUS SPA



SPACIOUS
STEAM
ROOMS WITH
COMBINATION
SHOWERS





RESIDENTIAL STEAM GENERATOR AX SERIES GENERATOR

We have designed our AX series generators for long lasting performance and reliability. Consistent and even flow of steam are unique Amerec features that set our generators apart. AmerecControl app is a Free download for Android and IOS. It provides on/off control via Wi-Fi with your Elite Cloud control on AX steam units. A PC version is also available.



AX SERIES WITH ELITE CLOUD AND PURE 2.0 TOUCH CONTROLS AND AUTO DRAIN

Performance Features of Amerec AX Generators

- Sequential Temperature Control delivers a more consistent flow of Soft Steam and a more stable, comfortable steam bath experience.
- 6 sizes handle a range of steam bath sizes up to 550 cubic feet.
- AX generators can be connected together to heat steam baths larger than 550 cubic feet.
- Warm Start, a feature used in Day Spas and for use with Elite Cloud control only, maintains a tank water temperature at just below boiling, which reduces heating time by 2-3 minutes. Warm Start cables must be ordered separately.
- 240 and 208 volt models can be wired in the field for 1 or 3 phase power.
- Stainless steel tank and water level probes provide years of trouble-free operation.
- Removable heating elements provide easy and economical service.

Codes/Standards

- ETL listed for USA and Canada
- Tested to IEC standards

Sizing and Rough-In Guide

	Steam Room Cu Ft		Voltage	Power	1 Phase		3 Phase	
Model	Min.	Max.	VAC	Watts	Amps	Breaker	Amps	Breaker
AX4.5	60	90	240	4500	19	30	11	15
AX4.5	60	90	208	4500	22	30	12	20
AX6	80	150	240	6000	25	40	14	20
AX6	80	150	208	6000	29	40	17	30
AX7.5	100	200	240	7500	31	40	18	30
AX7.5	100	200	208	7510	36	50	21	30
AX9	150	300	240	9000	38	50	22	30
AX9	150	300	208	9000	43	60	25	40
AX11	200	400	240	11000	46	60	26	40
AX11	200	400	208	11250	18 & 36	30 & 50	31	40
AX14	350	550	240	14000	21 & 38	30 & 50	34	50
AX14	350	550	208	13580	24 & 42	30 & 50	38	50

To calculate the generator size required, multiply the length x width x height of the steam room.

For rooms made of natural stone, multiply the cubic volume by 1.75 (stone requires more power to heat)

(Maximum recommended ceiling height is 8 feet.)

For rooms exceeding 550 cubic feet, generators may be ganged together to achieve required capacity.

Each generator will require its own power source as described in the chart above.

Example: Room size 750 cu ft, power available 240V 1 phase:

Use two AX11 generators.

Requires one 60A circuit for each AX11 steamer (total of two circuits)

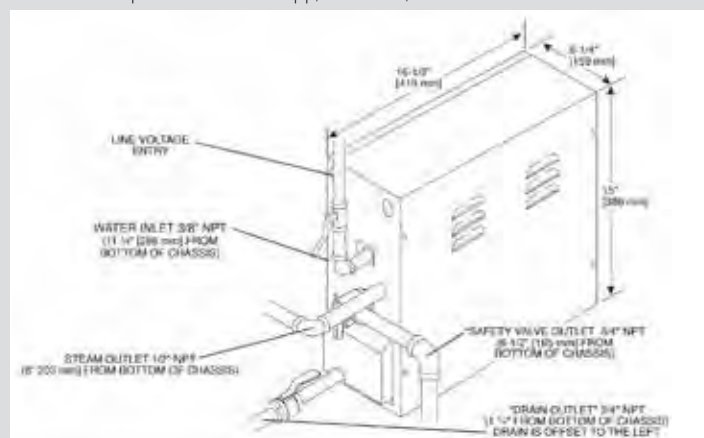
Example: Room size 925 cu ft power available 240V 1 phase:

Use one AX11 (requires one 60A circuit) plus one AX14

(requires 2 circuits, one 30A + one 50A)

One control required, regardless of quantity of generators. Additional controls may be connected

AX steamers are compatible with Amerec's Elite and Pure 2.0 control.
Dual control options: Elite+Wi-Fi app, Elite+Elite, or Elite+Pure 2.0.



Required Steam Head

ComfortFlo Steam Head, Available in Chrome, Polished Nickel, Brushed Nickel, Oil Rubbed Bronze, Brushed Bronze, White, Matte Black.

Electrical Service Information

Dedicated circuit required. See specification chart.

All electrical wiring to be installed by a licensed electrician in accordance with local and national codes.

Plumbing Information

- Water Inlet – 3/8" NPT
- Pressure Relief Valve – 3/4" NPT
- Steam Outlet – 1/2" NPT
- Drain Outlet – 3/4" NPT
- Follow local plumbing codes.

Generator Shipping Weight & Dimensions

AX 4.5 - AX 14: 35 Lbs.

Shipping Box: 22" x 20" x 10-1/2"

Installation Information

- Mount in dry, well ventilated area, not exposed to freezing temperatures.
- Mount generator level, on its base or hung on a wall.
- Provide adequate access for serviceability.
- Run 3/8" copper cold water line. Install shut off valve, but do not use a saddle valve.
- Run 1/2" copper steam line, insulate lines longer than 20 ft. in length. Slope pipe to avoid condensation build up. Do not create traps.
- Run 3/4" copper pressure relief line and terminate in accordance with local and national codes.
- Run 3/4" copper drain line, sloping pipe to gravity flow drain. Do not terminate drain into the steam room.
- Steam head to be mounted 18" above floor or 12" above rim of bathtub and as far away from seating area as possible.

CONTROLS FOR AX SERIES

"ELITE CLOUD" TOUCHSCREEN CONTROL

The Elite Cloud touch control has worldwide mobile functionality—making your smart-phone a second control for your Amerec steambath system. The control displays the temperature and run time. The Calendar function can be programmed to start any day or time and run from 15 minutes to 24 hours. It allows you to regulate all existing features in your steam room such as lighting, temperature settings and different languages, with even more advanced functions.

It is designed to be wall mounted outside or inside the room for ease of use.



ELITE CLOUD TOUCHSCREEN CONTROL

- Touch screen operation for easy control
- Surface mount
- Optional choice of trim ring in seven finishes
- Mount inside or outside the steam room
- Waterproof
- Intelligent Start (pre-heat steam–Calendar Programming (set your steam to work according to your schedule))
- User Favorites (remembers user preferences)
- "AmerecControl" app for Android or iPhone
- Includes OTA ("Over-The-Air") technology for automatic software updates to mobile devices



For ease of use and convenience, we have developed the AmerecControl functionality for smart phones and tablets. Take total control over your steam bath experience from the palm of your hand. Configure and set it to your individual desires for optimal performance.

Relax even before you go into your steam bath. With our mobile version of the AmerecControl app, you can control your home spa from anywhere there is cellular service on your Apple and Android devices. Also available as a PC app. The apps are free of charge with purchase of Elite.

Seven Choices of Finishes on the Trim Ring of the Elite Control



Brushed
Nickel



Polished
Chrome



Polished
Nickel




Oil Rubbed
Bronze



Matte
Black



White



Brushed
Bronze



PURE 2.0 TOUCH CONTROL PANEL

The Pure 2.0 control panel offers a simple and convenient solution for complete control of your steam bath. The panel blends discretely and elegantly into the space with its clean lines and refined design. The easy-to-read display provides a full overview of power-on time, temperature and lighting. Program your steam bath for up to one hour of use or use the delayed start function allowing you to turn the generator on with a delay of 1-10 hours. The Pure 2.0 also includes a digital display of actual room temperature.



COMFORTFLO™ STEAM HEAD

The ComfortFlo™ steam head is designed for optimal steam dispersion providing more even heat throughout the steam room and reducing the time required to reach the desired room temperature. It ensures that each steam bath is perfect and invigorating. Steam is delivered into the room emitting a soft “pink noise”, which is a component inducing a higher state of relaxation and better sleep. The ComfortFlo™ steam head features a fragrance reservoir allowing the bather to enjoy the benefits of aromatherapy using their favorite fragrance.



Available Finishes



White



Polished
Chrome



Polished
Nickel



Brushed
Nickel



Brushed
Bronze



Oil Rubbed
Bronze



Matte
Black





SEQUENTIAL TEMPERATURE CONTROL

This design feature delivers a more constant flow of Soft Steam and a more stable comfortable steam bath experience.

INTELLIGENT START

This feature remembers your room heat up time and then adjusts to give you the desired temperature at the exact desired time.



AUTOMATIC DRAIN SYSTEM

Your AX and AK generators feature an optional automatic drain and flushing system for added convenience and worry-free performance. The automatic drain empties the generator tank after every bath; then just prior to your next steam bath the tank is refilled with clean, fresh water. In addition to reducing sediment build up and providing longer element life, the drain ensures that the steam for each new bath is generated from pure, freshly-sourced water.



BUNDLED AX STEAM PACKAGES

Taking it easy by making it easy. Leave it to the experts by choosing one of our packages curated from our most popular options.




OLYMPIC PACKAGE



1. Elite Cloud Control
2. ComfortFlo Steam Head
3. Auto Drain
4. Drip Pan



CASCADE PACKAGE



1. Elite Cloud Control
2. ComfortFlo Steam Head
3. Auto Drain
4. Drip Pan
5. Chromatherapy Lights (2)
6. Aromatherapy Pump





RESIDENTIAL STEAM GENERATOR AK SERIES GENERATOR

The soothing and purifying effects of steam bathing are a direct result of the bath's ability to minimize temperature variations and maintain an even flow of steam. Amerrec AK generators were purpose-designed for home use, transforming your shower or bathing room into a daily invitation to comfort. An AK generator uses full power to quickly heat up the steam room to its preset temperature, then cuts power by 1/3 or 2/3 of its heating elements. The result is a more consistent flow of soft steam and more stable temperature – the perfect conditions for relaxing and recharging whenever the mood strikes you.



MODEL: AK SERIES WITH K2, K3 AND KT3 DIGITAL CONTROLS OR K4 ON/OFF CONTROL AND AUTO DRAIN

Performance Features of Amerec AK Generators

- Sequential Temperature Control delivers a more consistent flow of Soft experience.
- 6 sizes handle a range of steam bath sizes up to 550 cubic feet.
- AK generators can be connected together to heat steam baths larger than 550 cubic feet.
- 240 and 208 volt models can be wired in the field for 1 or 3 phase power.
- Stainless steel tank and water level probes provide years of trouble-free operation.
- Removable heating elements provide easy and economical service.

Codes/Standards

- ETL listed for USA and Canada
- Tested to IEC standards

Sizing and Rough-In Guide

Model	Steam Room Cu Ft		Voltage	Power	1 Phase		3 Phase	
	Min.	Max.			Amps	Breaker	Amps	Breaker
AK4.5	60	90	240	4500	19	30	11	15
AK4.5	60	90	208	4500	22	30	12	20
AK6	80	150	240	6000	25	40	14	20
AK6	80	150	208	6000	29	40	17	30
AK7.5	100	200	240	7500	31	40	18	30
AK7.5	100	200	208	7510	36	50	21	30
AK9	150	300	240	9000	38	50	22	30
AK9	150	300	208	9000	43	60	25	40
AK11	200	400	240	11000	46	60	26	40
AK11	200	400	208	11250	18 & 36	30 & 50	31	40
AK14	350	550	240	14000	21 & 38	30 & 50	34	50
AK14	350	550	208	13580	24 & 42	30 & 50	38	50

To calculate the generator size required, multiply the length x width x height of the steam room.

For rooms made of natural stone, multiply the cubic volume by 1.75 (stone requires more power to heat)

(Maximum recommended ceiling height is 8 feet.)

For rooms exceeding 550 cubic feet, generators may be ganged together to achieve required capacity.

Each generator will require its own power source as described in the chart above.

Example: Room size 750 cu ft, power available 240V 1 phase:

Use two AK11 generators.

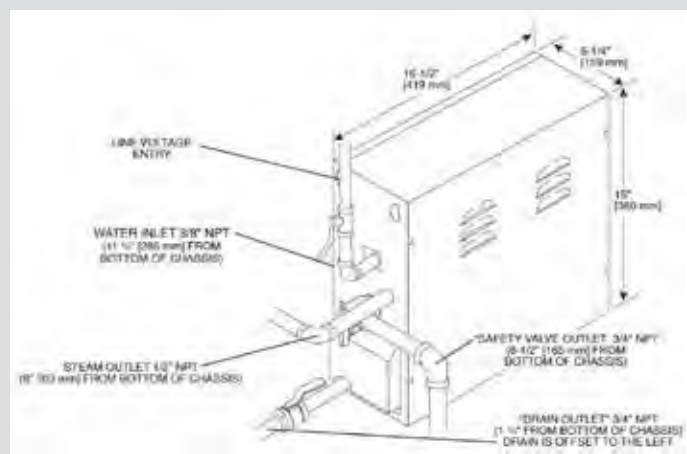
Requires one 60A circuit for each AK11 steamer (total of two circuits)

Example: Room size 925 cu ft power available 240V 1 phase:

Use one AK11 (requires one 60A circuit) plus one AK14 (requires 2 circuits, one 30A + one 50A)

One control required, regardless of quantity of generators. Additional controls may be connected

AK steam generators are compatible with Amerec's K2, K3, KT3 or K4 controls.



Required Steam Head

ComfortFlo Steam Head, Available in Chrome, Polished Nickel, Brushed Nickel, Brushed Bronze, Oil Rubbed Bronze, White, and Matte Black.

Electrical Service Information

Dedicated circuit required. See specification chart.

All electrical wiring to be installed by a licensed electrician in accordance with local and national codes.

Plumbing Information

- Water Inlet – 3/8" NPT
- Pressure Relief Valve – 3/4" NPT
- Steam Outlet – 1/2" NPT
- Drain Outlet – 3/4" NPT
- Follow local plumbing codes.

Generator Shipping Weight & Dimensions

AK 4.5 - AK 14: 35 Lbs.

Shipping Box: 22" x 20" x 10-1/2"

Installation Information

- Mount in dry, well ventilated area, not exposed to freezing temperatures.
- Mount generator level, on its base or hung on a wall.
- Provide adequate access serviceability.
- Run 3/8" copper cold water line. Install shut off valve, but do not use a saddle valve.
- Run 1/2" copper steam line, insulate lines longer than 20 ft. in length. Slope pipe to avoid condensation build up. Do not create traps.
- Run 3/4" copper pressure relief line and terminate in accordance with local and national codes.
- Run 3/4" copper drain line, sloping pipe to gravity flow drain. Do not terminate drain into the steam room.
- Steam head to be mounted 18" above floor or 6" above rim of bathtub and as far away from seating area as possible.

CONTROLS FOR AK SERIES

K2 TOUCHSCREEN CONTROL

Operate your steam bath from anywhere! In addition to the mobile app with functionality anywhere there is cellular service, the K2 has modern design and is simple to use. The K2 touch control panel displays the temperature and run time.

The K2 is the “steam version” of Amerec’s very popular and field-proven sauna control, the SaunaLogic2 (SL2). The SaunaLogic app can be used for your traditional sauna, infrared sauna or steam bath.

It is designed to be wall mounted outside or inside the steam room for ease of use.



K2 TOUCHSCREEN CONTROL

- Touch screen operation for easy control
- Surface mount
- Optional choice of trim ring in seven finishes
- Mount inside or outside the steam room
- Waterproof
- Intuitive display (time/temp/lighting/system status)
- 24 hr. time delay; 60-minute timer
- Light control (on/off, dimmer and color selection)
- WiFi module; mobile app functionality from anywhere there is cellular service
- SaunaLogic app for Android or iPhone; and works with Google Home, Alexa and Siri
- Includes OTA (“Over-The-Air”) technology for automatic software updates to mobile devices
- 3.4” w x 5” h x 0.6” d



CONTROL ALL STEAM FUNCTIONALITY FROM THE SAUNALOGIC MOBILE APP

The SaunaLogic app allows users to control all function and programming of their steam room (and/or sauna) from wherever they are. Within the app, the user can adjust temperature, choose the light color, set a delay time up to 24-hours, use the 60-minute

timer and at a glance see the current status of the steam bath. The SaunaLogic mobile app is available for iPhone and Android smart phones, iPads/tablets, and works with Google Home, Alexa and Siri.


Seven Choices of Finishes on the Trim Ring of the K2 Control



Brushed Nickel



Polished Chrome



Polished Nickel



Oil Rubbed Bronze



Matte Black



White



Brushed Bronze



K3 TOUCH CONTROL PANEL

A modern update to Amerrec's classic K60 control (backwards compatible with the K60), black glass touchscreen, controls time and temperature. Surface mounted, inside or outside the steam room. 2 5/8" w x 2 5/8" h x 5/8" d.



K4 - ON/OFF NON-THERMOSTATIC CONTROL

- K4 basic on/off 30 minute control
- Control illuminates during generator operation
- Control can be mounted inside or outside steam room
- 2 5/8" w x 2 5/8" h x 5/8" d



BUNDLED AK STEAM PACKAGE COLUMBIA PACKAGE (W/K3 CONTROL) OR GLACIER PACKAGE (W/K2 CONTROL)



1. Choose K2 or K3 Control
2. ComfortFlo Steam Head
3. Auto Drain
4. Drip Pan

AX & AK SERIES GENERATOR GANGING FOR LARGER STEAM ROOMS

Amerec steam generators may be ganged together to supply steam to rooms larger than what a single 14 kW unit can accommodate. When ganging generators, only one has a control and temperature sensor connected. Secondary units mimic the primary unit, making the operation of the system as simple as controlling a single generator.

- Each secondary steam generator requires one or more ComfortFlo steam head.
- Each unit will need its own automatic drain valve kit.
- Each unit will need its own drip pan.




Ganged System Rating

Room Size MAX cu. ft.	kW	Units Used
700	18.0	9kW + 9kW
900	22.0	11kW + 11kW
1100	28.0	14kW + 14kW
1300	31.0	11kW + 11kW + 9kW
1500	36.0	14kW + 11kW + 11kW
1800	42.0	14kW + 14kW + 14kW

RESIDENTIAL STEAM GENERATOR ACCESSORIES

We all have different criteria for measuring comfort. Amerrec makes it easy to personalize your experience with a range of steam bath accessories that add to your sense of well-being. Whether you prefer the mood-soothing effects of soft color light, the peace of mind of insulated steam outlets or the ultimate convenience of an automatic drainage system, Amerrec has a solution for making your steam bath exactly right for you.

CHROMATHERAPY LIGHTING OPTION



Colors have a documented effect on our moods and using colored light to enhance feelings of inner peace and well-being is now an accepted practice. Enhance the soothing and revitalizing effect of your steam bath with our ceiling mounted color light therapy kit.

WHITE RELAX SHOWER SEAT



The Relax shower seat is an affordable seating option for steam baths and showers. It provides bathers a place to relax and enjoy the soothing benefits of steam. Constructed of easy to clean plastic, the Relax seat can be folded-up against the wall when not in use. Seat dimensions are 13" x 9".

DUAL SUMP/CARTRIDGE WATER TREATMENT SYSTEM



With replaceable cartridge featuring a ScaleX2 filter to reduce scale build-up common in boilers. The Water Treatment System will also reduce chlorine and sediment from water by trapping particulates in a second filter as water passes through.

FRAGRANCE INJECTOR OPTION



The injector eliminates the need to add aromatherapy oils onto the steam head by introducing oils directly into the steam line. The fragrance injector kit allows the bather to control the frequency and amount of aromatherapy oil pumped into the room.

TEAK SHOWER SEAT



Featuring the beauty and durability of Teak wood, this sturdy seat is an affordable seating option for baths and showers. The Teak seat provides bathers a place to relax and enjoy the soothing benefits of steam. Easy to clean, the Teak seat can be folded-up against the wall when not in use. Seat dimensions are 20" x 13".

STAINLESS STEEL DRIP PAN



Designed for use with Amerrec AX and AK steam generators. When properly installed and connected to an appropriate drain line, the ADP drip pan catches and drains away any water leaks. Features stainless steel construction with welded corners and a 3/4" stainless fitting.

FRAGRANCE, EUCALYPTUS



Suprema Grade, 100% Pure.

STEAM SHOWER SOUND SYSTEM WITH BLUECUBE



The BlueCube Steam Shower Sound System offers superior sound quality for your personal steam shower. The BlueCube hideaway stereo is designed to be out of the way and play music wirelessly via a Bluetooth device or smartphone. Includes wireless remote control and a pair of waterproof flush-mount speakers.

AUTOMATIC DRAIN VALVE



Automatic Drain Valve for AX and AK generators.



SPA ACCESSORIES

PINO TEXTILES: Soft, light cotton, feels cool, absorbs moisture and dries quickly.


Linen Terry Wash
Mitten & Back Washer



Sauna Pillow
20" x 9"



Sauna Seat Cover
Cotton, 20" x 24"



Sauna Towel
30.75" x 59"



KENNO TEXTILES: 75% recycled cotton, soft fabric, vibrant texture.

Seat Cover
20" x 24"



Sauna Pillow
20" x 9"



Bath Towel
35" x 71"



Sauna Bath Robe
S, M, L, XL




Sauna Soap
Available in Birch, Arctic Pine, and
Wood Tar



**Pumice Foot
Scrub**



Bamboo Bath Brush



Bamboo Oval Nail Brush



Bamboo Body Brush



SPA ACCESSORIES AVAILABLE IN MULTIPLE SIZES AND FRAGRANCES. VISIT AMEREC.COM FOR MORE DETAILS.

Body Wash
Arctic Pine, Blueberry, Birch
400 ml and 50 ml



Body Balm
Arctic Pine, Blueberry
400 ml and 50 ml



Body Scrub
Arctic Pine, Blueberry
150 ml



Hand Wash
Arctic Pine, Blueberry, Birch
400 ml



Foot Bath
Mint
200 ml



Sauna Honey
Arctic Pine, Blueberry, Birch
150 ml



Shampoo & Conditioner
Arctic Pine, Blueberry
400 ml



Massage Oil
Fragrance Free Massage Oil
from Therapeutic Natural Oils
200 ml





COMMERCIAL STEAM BOILER AMEREC AI SERIES

AI boilers are the steam generators of choice for large commercial steam rooms and can help you create an inviting, relaxing environment that adds real value and generates positive word of mouth and returns for your business. The AI Series is specially designed for easy on-site maintenance and hands-off, automated operation. From their corrosion-resistant exteriors to their multiple safety features, AI boilers provide a welcoming, genuine steam bath experience at less cost and with less hassle.





BUILT TO LAST

AI boilers feature all-steel construction with powder coat exterior, brass fittings and stainless steel feet to prevent corrosion. Designed to minimize downtime, AI boilers are easy to access and service, with integrated diagnostic systems alert you to any problems using LED indicator lights.



- Powerful dependable steam boiler for large commercial spaces
- One or two room operation, each controlled individually by low voltage on/off switches for maximum ease of use
- Low service and maintenance requirements, saving time and other costs
- ASME H-stamped Low-Pressure Vessel, National Board Registered
- UL Listed
- Low water cutoff standard on all models

AI SERIES BOILER					
Type	Power (kw)	Volts	Phase	Max. Cu. Ft.	Size (WxHxL - inch)
AI 12*	12	*	1/3	550	22"x20"x24-1/2"
AI 18*	18	*	1/3	900	22"x20"x24-1/2"
AI 24*	24	*	1/3	1200	22"x20"x24-1/2"
AI 30**	30	**	3	1500	28"x20"x24-1/2"
AI 36**	36	**	3	1800	28"x20"x24-1/2"
AI 42**	42	**	3	2100	28"x20"x24-1/2"
AI 48***	48	***	3	2400	28"x20"x24-1/2"

* Available in 208 V and 240 V in 1 phase and 208, 240, 415 and 480 V in 3 phase.

** Available in 208, 240, 415 and 480 V in 3 phase.

*** Available in 240, 415 and 480 V in 3 phase.

It is recommended that one steam head is installed for every 12kW.



PROTECTING YOUR INVESTMENT

AI boilers come with multiple safety features to minimize service costs and downtime. Standard features include water level sight glass, 3-level water sensing system with low water cut off.



IT1/IT2 CONTROLS

IT thermostats (1 for one room installation, 2 for two room installations) are temperature controls designed to be easy-to-understand and use. A separate

thermostat is required for each steam room.



UPGRADE YOUR BOILER WITH T100 TOUCH SCREEN CONTROL

T100 TOUCH CONTROL FEATURES:

- Touch screen operation for easy control of temperature and time settings
- Large screen displays steam bath temperature and time of day
- Displays temperature in Fahrenheit or Celsius
- Sleep mode with integral sensor to activate screen when approached
- Delayed start feature to pre-heat steam room at selected time up to 24 hours in advance
- Multiple language settings include English and Spanish
- Remote mounted sensor allows the Touch control to be mounted inside or outside the steam shower or steam room
- Flush-mount, low-profile installation
- Installed dimensions 6-3/8"H x 4"W

CONTROLS & ACCESSORIES

For AI Commercial Boiler

Being able to consistently offer your customers the highest quality steam bath experience is always a good investment. With additional controls and time and cost-savings accessories, you can enhance quality even further while minimizing maintenance time, effort and expenses.



T100

- Touch screen operation
- Set operating time and temperature
- Delayed start
- Up to 24-hours operating time
- Flush mount



IT1

- Thermostat for 1 room installation.
- Remote or boiler mounted.
- Required with each boiler.



IT2

- Thermostat for 2 room installation.
- Remote or boiler mounted.



IDS

- In-Room "refresh" control for a quick burst of steam delivered on demand.



I60

- 60 Minute Timer to control steam flow in steam rooms with intermittent use.
- 15, 30, or 60 minute settings



I24/7

- 7-Day Time Clock with 2 hour on/off segments.



I24/1

- 24-Hour Time Clock with 15 minute on/off segments.



D24/7

- 24-Hour 7-Day Digital Time Clock with battery backup.



ADI CoolFlush™

A drain and flush system that automatically performs recommended daily draining and flushing of the boiler tank to reduce build-up of solids such as scale and sludge. Uses a computer controlled drain cycle to add and drain water in steps, rinsing the tank and draining water at or below 140° F. Available with optional Digital Run Clock and is installed at the factory.



AI Outlet 3/4"

Polished Chrome steam head for use with AI series boilers.



ASX200 Dual Sump/Cartridge System

With replaceable cartridges featuring a ScaleX2 filter to reduce scale build-up common in boilers. The ASX200 will also reduce chlorine and sediment from water by trapping particulates in a second filter as water passes through.

Amerrec Commercial Steam Doors

Club 190 Steam Door - ADA Approved

The steam door features 1/4" tempered glass with a sturdy aluminum frame, excellent for high volume use commercial applications. Optional 1" insulated glass panel provides increased thermal efficiency. Push-pull handles and hydraulic closer included.

- Door is 36" x 84"; frame size is 39 1/2" x 85 3/4"
- Custom sizes available. Please call for quote.
- Vinyl sweep.
- Hydraulic closer included. Closer to be mounted on exterior side of door.
- Push - Pull handles included.
- 31 3/8" x 70 1/8" clear 1/4" tempered glass.
- Optional 1" insulated glass provides increased thermal efficiency.
- The Amerrec commercial steam door can also be used for Amerrec commercial saunas as shown in image at right.







HOW TO BUY AND SERVICE

At Amerrec, we pride ourselves on providing exceptional customer service. Our knowledgeable staff is happy to answer your questions and help plan your personal steam bath. Our exclusive “On Site” technical support ensures the installation and start up of your Amerrec steam system will go smoothly and efficiently. For more information about Amerrec or to find your local dealer, please contact us at amerrec.com/contact or 1-800-331-0349.



Find your nearest dealer at www.amerec.com

AMEREC | 575 E Cokato Street | Cokato, MN 55321
Toll Free 1-800-331-0349 | amerec@amerec.com | www.amerec.com

Follow us on Social Media: @amerec

Amerec reserves the right to change specifications and design without notice.
©2021 Amerec Steam
4220-21-05/21